



LETTER FROM THE MUSO TEAM

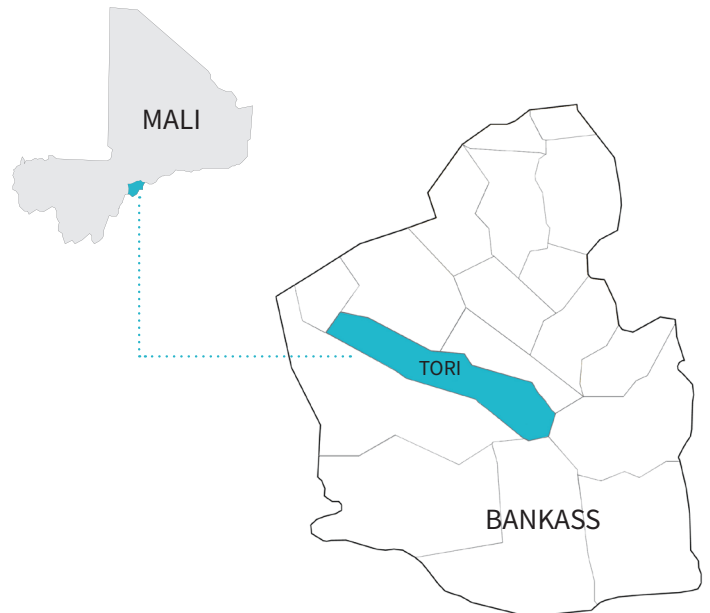
In April 2016, Muso launched our first rural site, Tori, in the district of Mopti. Our Tori site serves a population of 25,000. With Tori's launch, Muso now serves a total population of 175,000 people. The site's opening ceremonies brought together the governor of Mopti, Tori's mayor and village chief, Ministry of Health leaders, and over one thousand community members.

Tori acts as our rural adaptation site, allowing us to test and debug our protocols and improve our program design. Lessons from Tori have guided our preparations to launch another seven rural sites across Bankass, Mopti, in 2016 Q4. Throughout the past year, Dr. Amadou Beydi Cissé, Muso's rural site coordinator, has led significant efforts to establish a close working relationship between the Muso team, local authorities, and community members.

Though we projected an increase in demand for care in Tori after the launch, we did not anticipate that our first ten weeks of operations in Tori would far outpace our initial projections: nearly a tenfold increase in the number of patients accessing health care in the community and at the clinic. Based on these high utilization rates, we are adjusting our projections and planning for Muso's next seven rural sites, including their staffing, medication, and operational budget needs.

Muso Community Health Workers broke our own speed record again. In 2016 our peri-urban CHWs reached 84% of sick children within 24 hours of symptom onset. We know of no health care system in the world that reaches its patients faster. In our first rural site, CHWs are quickly increasing their speed metrics, from 38% in their first full month of operations to 53% in June. Muso's active case finding approach progressively mobilizes community networks for early care; in our urban site, access to care within 24 hours rose from 21% in 2009 to 84% this quarter.

With intensive technical support from Muso Program Director Dr. Djoumé Diakité, the Malian Ministry of Health leadership completed Mali's national strategic plan for CHW scale-up and submitted it for review by Mali's Minister of Health. Recruitment and training is now underway for this historic effort to connect 3.4 million of Mali's remote rural citizens with health care, with Muso's operational research and technical support guiding the process.



STAFFING

In Q2, Dr. Djoumé Diakité was promoted to Program Director, and Dr. Foussemi Traoré was promoted to Pharmacy Manager. 38 new CHWs and two new CHW Supervisors have joined Muso to start work in Tori. We also welcomed a Finance Assistant in Bankass, Mamoutou Traoré, as well as a new Finance Assistant in Bamako, Aïssa Sogoba, two Data Managers, Naimatou Koné and Sekou Tidiane, and a Logistics Assistant, Joseph Itolo, to the Muso team.

In our San Francisco office, we welcomed our new Graphic Designer, Aarti Shah, and Elizabeth Phung, previously our Operations Associate, was promoted to US Operations Manager. Our board of directors also grew during the quarter with the addition of Dr. Aissata Sow Thiam, an experienced management consultant who hails from Mali.

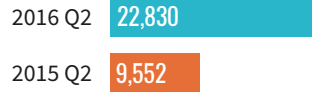
MILESTONES



Proactive CHW Home Visits



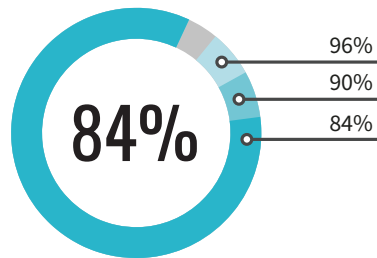
Patients Given Free Clinic-Based Care



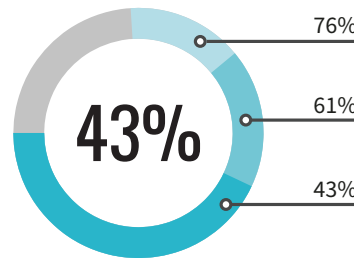
Children Seen by CHWs within 24 Hours of Symptom Onset

24 hours 48 hours 72 hours

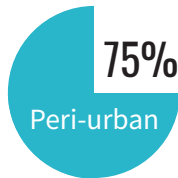
Peri-urban



Rural



Pregnancies Diagnosed by CHWs in First Trimester



327
New Pregnancies Detected Through Proactive Care



1,794
Women Provided with Family Planning

Since 2008



Clinic Visits
185,224



Home Visits
1,246,755



CHWs
188

FINANCIALS

As of the close of Q2, we had \$3,472,573 raised for the year, or 79% of our 2016 budget. As we launch an ambitious RCT and care for a population of 300,000 in the next three years, we are working to increase multi-year funding for improved year-over-year stability. We plan to grow our development team by the end of 2016 in preparation for further scale.

Balance Sheet Q2 2016

ASSETS		LIABILITIES & NET ASSETS	
Cash On Hand	1,735,148	Accounts Payable	427
Pledges Receivable	1,749,000	Unrestricted Net Assets	1,509,269
Vehicles	44,194	Temporarily Restricted Net Assets	2,018,646
TOTAL ASSETS	3,528,342	TOTAL LIABILITIES & NET ASSETS	3,528,342

Budget Variance Overview Q2 2016

	YTD Actual \$	YTD Budget \$	Var \$	Var %
Revenue	2,179,992	1,506,250	673,742	44.73%
Expenditures	1,486,955	1,929,121	442,165	22.92%
NET REVENUE (LOSS)	693,036	(422,871)	1,115,907	263.89%

Total Budget Over Four Years

